

Spring 6

SB-6
SB-6-6PK

The Spring 6 is an indoor spring back banner stand that is a lightweight and affordable solution for your display needs. The Spring 6 has a black finish with a simple tension system and an adjustable display angle.



Back view

features and benefits:

- #3 grommets in corners
- Easy to assemble
- Basic carry bag included
- 90 day hardware warranty against manufacturer defects

dimensions:

Hardware

Graphic

Assembled unit:
24.5" w x 64" h x 20" d
623mm(w) x 1626mm(h) x 508mm(d)

Refer to related graphic template for more information

Visit:
www.exhibitors-handbook.com/graphic-templates

Shipping

Shipping dimensions:
Single Unit:
47" l x 5" w x 5" h
1118mm(l) x 152mm(w) x 178mm(h)

6 Pack:
45" l x 10" w x 6" h
1118mm(l) x 152mm(w) x 178mm(h)

Shipping weight:
Single Unit: 2 lbs / 0.9 kg
6 Pack: 8 lbs / 3.6

additional information:

Recommended material:
Anti-curl vinyl


We are continually improving and modifying our product range and reserve the right to vary the specifications without prior notice. All dimensions and weights quoted are approximate and we accept no responsibility for variance. E&OE. See Graphic Templates for graphic bleed specifications.

Set-up




open tripod base

1




assemble poles

2



Insert and secure pole bottoms into the hole on the tip of the tripod base

3



align the bottom graphic pins on tripod base with the hole in pole and tighten screw

4



unscrew graphic pins from the legs of the tripod base

5




Insert pin through the grommet on the bottom corner of the graphic and screw back into pin place holder

6



unscrew graphic pins from the top of the poles

7



Insert pin through the grommet on the top corner of the graphic and screw back into pin place holder

8



unit is complete

9